



# TRX

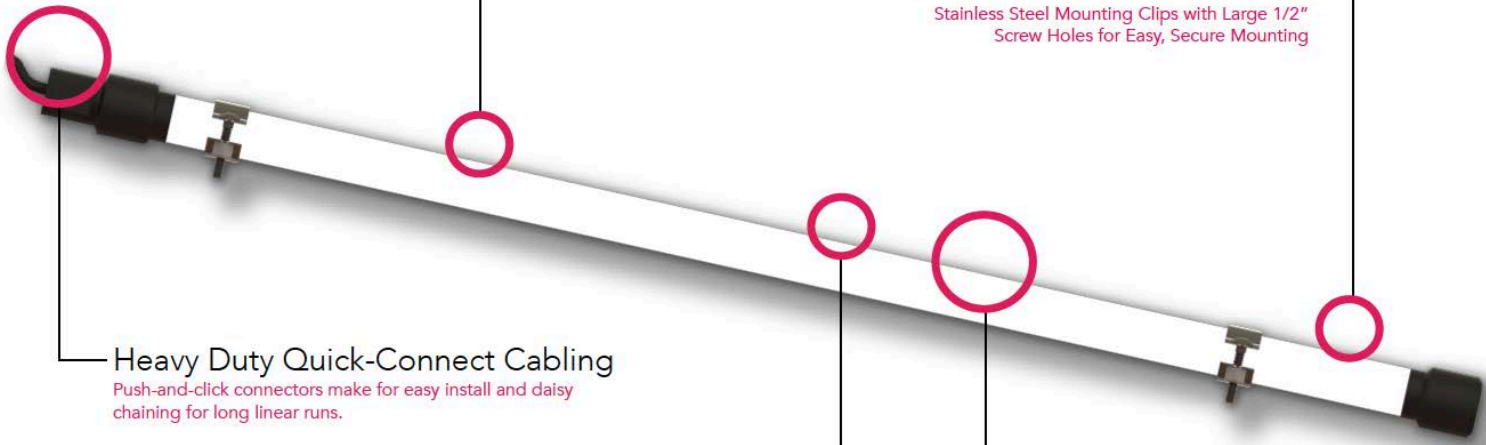
INDUSTRIAL DRIVERLESS LINEAR

## Strong, Lightweight & Low-Profile

1" Low-Profile, Corrosion-Resistant, IK07 Impact Certified Housing

## Fast & Secure Installation

Stainless Steel Mounting Clips with Large 1/2" Screw Holes for Easy, Secure Mounting



## Heavy Duty Quick-Connect Cabling

Push-and-click connectors make for easy install and daisy chaining for long linear runs.

## Sealed IP68 Housing

Waterproof Housing Developed Specifically for Harsh Environments

## Maintenance Free Driverless Design

Connects Directly to AC Line Voltage Without an LED Driver For Maximum Reliability

# APPLICATIONS

Service Pits

Transit Tracks

Fleet Maintenance

Work / Access Tunnels



Conveyors

Mining

Waste Water Treatment

Equipment Rooms

Sugar Mills





# INDUSTRIAL LIGHTING

T 800.285.6780 E sales@ggled.net

www.ggled.net



## DIRECT AC DRIVERLESS



## INDUSTRIAL DRIVERSS LED LINEAR LUMINAIRE

### Product Features

#### Waterproof, Dust Tight and Corrosion Resistant

Seamless polymeric outer shell provides IP68 ingress protection against moisture and dust intrusion and is specialized for superior chemical resistance. An additional protective coating is available which integrates a UV inhibitor and UV blocker for outdoor applications.

#### Maintenance Free Direct AC Driverless Design

Connects directly to AC line voltage without an LED driver or electrolytic capacitors, for ease of use and extreme reliability and lifetime. Requires zero maintenance.

#### Compact Low-Profile Housing

1" round patented linear housing provides a remarkably slim low profile allowing installation in almost any application. The single piece enclosure design is lightweight, incredibly easy to mount and creates a modern, sleek result with no seals or gaskets..

#### Heavy Duty Quick-Connect Cabling

Heavy duty cabling and push-and-click connectors make TRX series fixtures easily to install and daisy chain for long linear runs.

### Performance Summary

**Delivered Light Output:** Up to 4,000 Lumens - 1,000 Lumens/Ft

**Efficacy:** 125 LPW

**CRI:** Typical 85 CRI

**CCT:** 5000K & 4000K

**Lifetime:** Designed to last 100,000 Hours at 25°C

**Warranty:** 5 Years (See ggled.net for Terms)

**Mounting:** Ceiling or Wall

**Protection Class:** IP68 Ingress & IK07 Impact

**Dimming:** Yes, TRIAC Dimmable

**Voltage:** 120 VAC or 277 VAC Input

**Ambient Rating:** -40°C to 55°C

### Ordering Information

Product	Length	Color Temp.	UV Protection	Through Wired	Backplate	Voltage
<b>TRX</b>						
	<b>2</b> 2-Foot	<b>50K</b> (standard) 5000 Kelvin	<b>Blank</b> (standard) No Coating, Rated for Indoor Use	<b>Blank</b> (standard) Connectors on Input & Output for ability to Daisy Chain fixtures	<b>Blank</b> (standard) No Backplate	<b>120V</b> 120 VAC Input
	<b>4</b> 4-Foot	<b>40K</b> 4000 Kelvin	<b>UVO</b> Outdoor-Rated with UV-Blocking Coating	<b>SE</b> (Single-Ended) Connector on Input Only, No Daisy Chain, for Standalone Install	<b>BKP</b> (Backplate) Easy Mount and Protective Backplate	<b>277V</b> 277 VAC Input

### Power & Connection Accessories

Cable	Type	Length	Wire	Mounting Hardware	Description
TRX-JMP-1	Jumper	1ft	14 ga SOOW	TRX-MNT-NM	Non-Metalic Quick Latch
TRX-JMP-4	Jumper	4ft	14 ga SOOW	TRX-MNT-SS	Stainless Steel Bolt Latch
TRX-JMP-8	Jumper	8ft	14 ga SOOW	TRX-MNT-MAG	Disc Magnet Add-On
TRX-LDR-8	Leader Cable	8ft	14 ga SOOW		

- \* TRX-JMP-X-LSZH Jumper To Order 14 ga LSZH
- \* TRX-LDR-X-LSZH Leader Cable To Order 14 ga LSZH

\* LSZH NFPA 130 Compliant cabling available (contact agent).



OUR PRODUCTS ARE  
**ENGINEERED  
 TESTED  
 MANUFACTURED  
 ASSEMBLED  
 & SHIPPED**  
 FROM ONE FACILITY

# INDUSTRIAL DRIVERS LED LINEAR LUMINAIRE

## Product Specifications

### Construction & Materials

Convenient push-and-click connectors let you easily and rapidly install Leader Cables and Jumper Cables. Multiple cable lengths support a variety of layouts.

Integrated aluminum heat spreader.

Seamless polymeric outer shell provides IP68 ingress protection and is specialized for superior chemical resistance.

All G&G luminaires and components (with the exception of our LED boards and drivers) are proudly manufactured and assembled in the USA.

### Electrical System

Power Factor: 0.9 nominal.

Input Power: Stays consistent over life.

Temperature Rating: Designed to operate in temperatures -40°C to 55°C.

Total Harmonic Distortion: < 20%

Built-In 6KV Surge Protection

### Regulatory Qualifications

cULus Listed

UL Listed for Wet Locations

NEMA 4X, NEMA 6P Rated



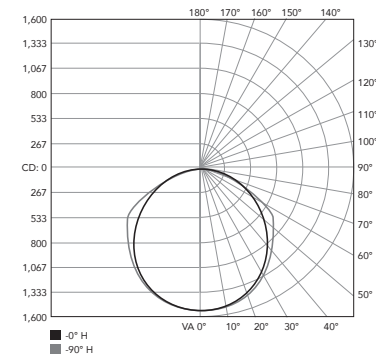
## Photometry

### TRX Series

Based on DTC Report Test #: 14404-T

Fixture photometry has been conducted by a NVLAP accredited testing laboratory in accordance with IESNA LM-79-08. IESNA LM-79-08 specifies the entire luminaire as the source resulting in a fixture efficiency of 100%.

### Polar Candela Distribution



### Zonal Lumen Summary

Zone	Luminaire
0-30	26.2%
0-40	43.2%
0-60	77.4%
0-90	98.5%
0-180	100%

## Lumen & Power Data

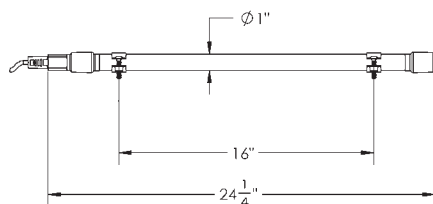
Length & Output	Lumens	Wattage	Amps @120V	Amps @277V
TRX2	2000	16	0.13	0.06
TRX4	4000	32	0.27	0.12

## Maximum Fixture Run (Per 1 Leader Cable)

Jumper Cable Length	TRX2 (120V)	TRX2 (277V)	TRX4 (120V)	TRX4 (277V)
JMP1 (1FT)	60 (179')	110 (339')	34 (169')	65 (324')
JMP4 (4FT)	45 (266')	90 (536')	31 (244')	58 (460')
JMP8 (8FT)	40 (392')	80 (792')	28 (328')	52 (616')

## Dimensions

### TRX2



### TRX4

