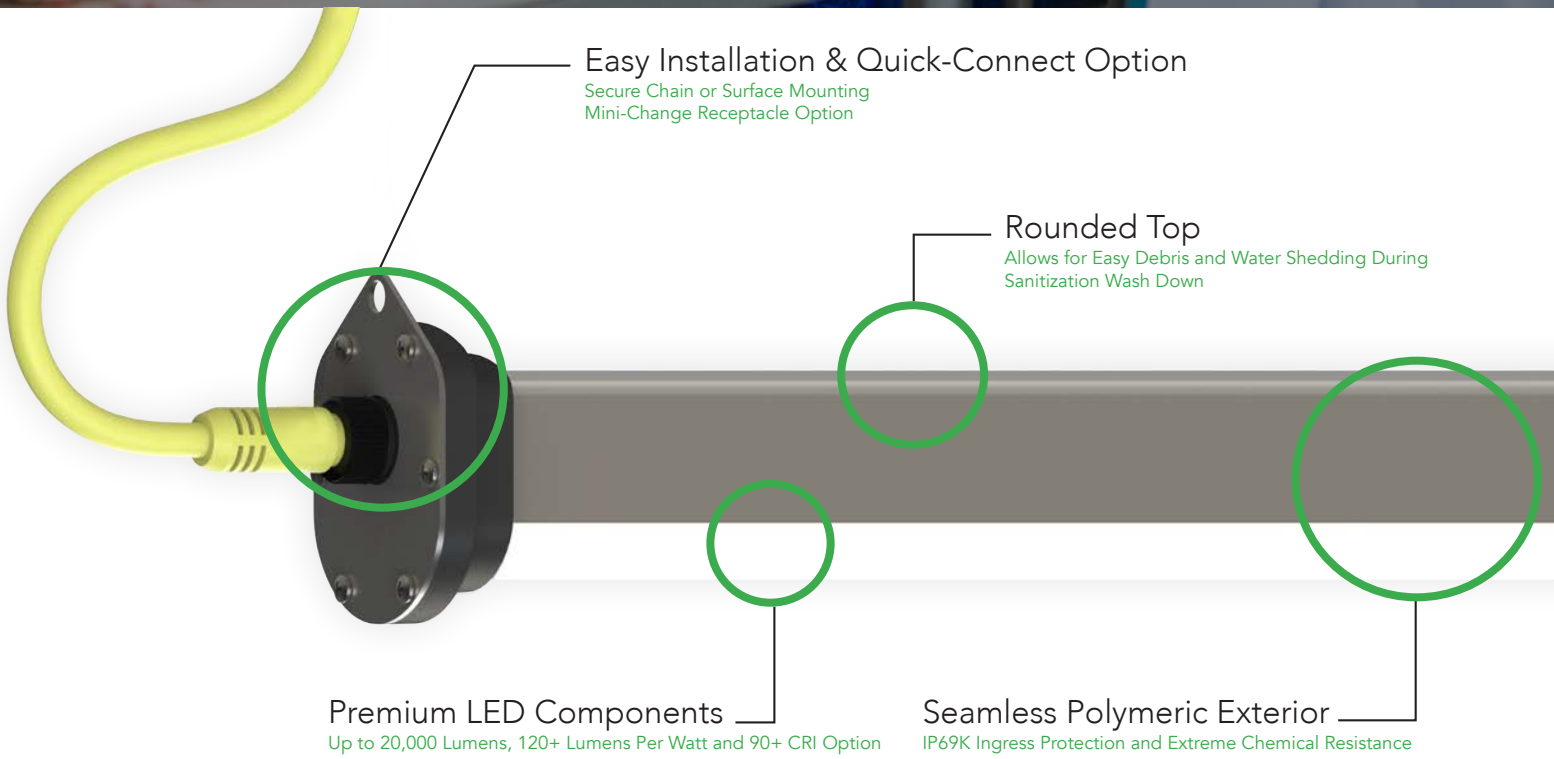


FPX

FOOD PROCESSING LED

Linear Wash Down LED Luminaire for Task, Inspection & Area Lighting in Food Processing



APPLICATIONS

USDA Inspection Stations

Work Stations

Processing Lines

Wash Down Areas


De-Boning Stations

Freezer Tunnels

Spiral Coolers

Slaughter

Agricultural





INDUSTRIAL LIGHTING

T 800.285.6780 E sales@ggled.net

www.ggled.net



IP69K
CERTIFIED

IK10
IMPACT
CERTIFIED



Linear Wash Down LED Luminaire for Task Lighting in Food Processing

Product Features

Compact High Output Design

Engineering around the latest in LED technology to achieve a low-profile 2" design. The end result is a strong, compact luminaire that is installation friendly and packs a punch at up to 20,000 lumens. Rounded top allows for water and debris to easily roll off during sanitization wash down process.

Superior Waterproof and Chemical Resistance

A seamless copolyester outer shell provides IP69K ingress protection (1500 PSI) along with extreme chemical resistance. Designed for heavy hosedown applications and/or daily sanitation.

Coextruded Copolyester/Aluminum Housing

Our patented process combines copolyester and aluminum together, with no seals or gaskets. The result is a single piece enclosure with excellent heatsinking characteristics for long lifetime.

Also Available in **Red** or **Blue** Color Options

Ordering Information

Performance Summary

- Delivered Light Output:** Up to 20,000 Lumens
- Illuminance:** 290 FC at 3' (Standard Output, 90 CRI)
- Efficacy:** 130+ LPW
- CRI:** 85+ CRI (Standard) 90+ CRI Available
- CCT:** 5000K & 4000K
- LED L70:** 140,000 Hours at 25°C
- Warranty:** 5 Years (See ggled.net for Terms)
- Mounting:** Cable/Chain Mount Included
Surface Mount Optional
- Voltage:** 120-277 VAC Input
- Ambient Temperature (SO):** -20°C* to 60°C
- Ambient Temperature (HO):** -20°C* to 50°C

*Emergency battery back-up temperature rating down to 0°C

Product	Length	Lumen Output	Color Temp.	CRI	Options
FPX					
	2 2-Foot	SO Standard Output 1875 Lumens/Foot	50K 5000 Kelvin	Blank (standard) 85+ CRI	3W 6' Hardwired SJEOW Cord, 3 Wire
	4 4-Foot	HO High Output 2500 Lumens/Foot	40K 4000 Kelvin	90C 90+ CRI	3P Mini-Change Receptacle, 3 Pole
	8 8-Foot				3P-THRU (Daisy Chain) Throughwired with Mini-Change Receptacle on Input & Output, 3 Pole
					4P-EM (Emergency)* Built-In Emergency Battery Back-Up Mini-Change Receptacle, 4 Pole
					5P-DIM (Dimming) 0-10V Dimming Mini-Change Receptacle, 5 Pole

Cabling

Required for Mini-Change receptacle options (3P, 3P-THRU, 4P-EM & 5P-DIM)

Cabling	Description
FPX-LDR-6-3P	6' Leader Cable, 3 Pole, 16 AWG, Yellow
FPX-LDR-20-3P	20' Leader Cable, 3 Pole, 16 AWG, Yellow
FPX-LDR-6-4P	6' Leader Cable, 4 Pole (Emergency Option), 16 AWG, Yellow
FPX-LDR-6-5P	6' Leader Cable, 5 Pole (Dimming), 16 AWG, Yellow
FPX-JMP-1-3P	1' Jumper Cable, 3 Pole, 16 AWG, Yellow
FPX-JMP-3-3P	3' Jumper Cable, 3 Pole, 16 AWG, Yellow
FPX-JMP-6-3P	6' Jumper Cable, 3 Pole, 16 AWG, Yellow

Mounting

Mounting	Description
	*All Fixtures Include Cable Mount Option (Actual Cable/Chain Not Included) Mounting Kits Must Be Ordered Separately
FPX-MNT-SM	Surface Mount Kit - Includes (2) Stainless Steel Band Mounts
FPX-MNT-WM	Wall Mount Kit - Includes (2) Stainless Steel 45-Degree Angle Band Mounts





OUR PRODUCTS ARE
**ENGINEERED
 TESTED
 MANUFACTURED
 ASSEMBLED
 & SHIPPED**
 FROM ONE FACILITY

Linear Wash Down LED Luminaire for Task Lighting in Food Processing

Product Specifications

Construction & Materials

316 SS brackets and hardware.

Integrated heavy-duty aluminum heat spreader.

Seamless polymeric outer shell provides IP69K ingress protection and is specialized for superior chemical resistance.

All G&G luminaires and components (with the exception of our LED boards and drivers) are proudly manufactured and assembled in the USA.

Regulatory Qualifications

NSF Certified

cULus Listed

UL Listed for Wet Locations

NEMA 4X, NEMA 6P Rated

Lumen & Power Data

Length & Output	Lumens	Wattage	Amps @120V	Amps @277V
FPX2-SO	3,750	28	0.23	0.10
FPX2-HO	5,000	38	0.32	0.14
FPX4-SO	7,500	55	0.46	0.20
FPX4-HO	10,000	75	0.64	0.27
FPX8-SO	15,000	110	0.92	0.40
FPX8-HO	20,000	150	1.25	0.54

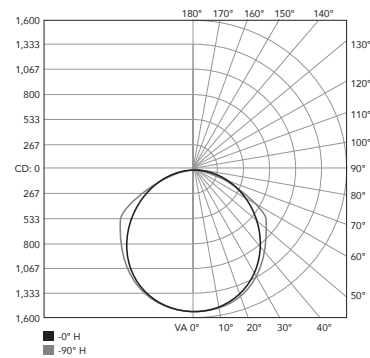
Photometry

FPX Series

Based on DTC Report Test #: 14404-T

Fixture photometry has been conducted by a NVLAP accredited testing laboratory in accordance with IESNA LM-79-08. IESNA LM-79-08 specifies the entire luminaire as the source resulting in a fixture efficiency of 100%.

Polar Candela Distribution



Zonal Lumen Summary

Zone	Luminaire
0-30	24.8%
0-40	40.5%
0-60	71.1%
0-90	95.8%
0-180	100%

Dimensions

